



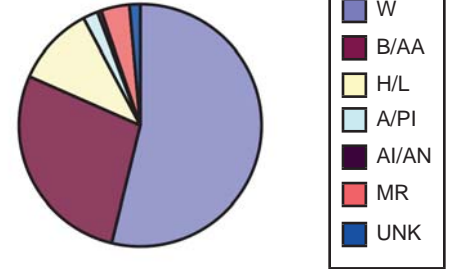
# 2018 Special Education Parent Survey Report Georgia

## Overview

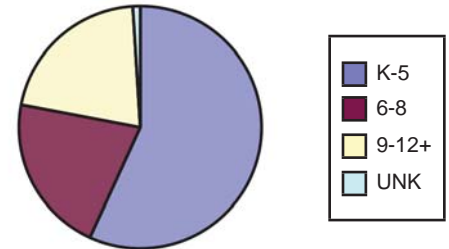
	System	State
Number of Valid Responses	22,687	22,687

## Child Demographics

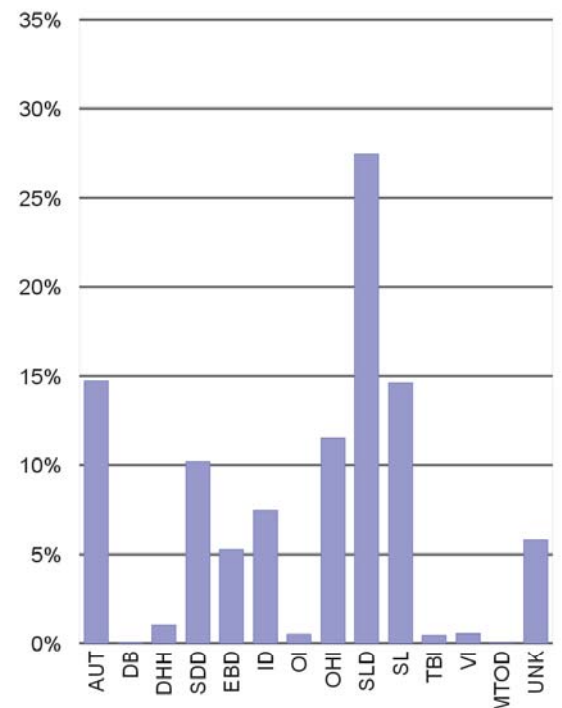
Race/Ethnicity	Count	Percent
White	12,204	53.8%
Black or African American (B/AA)	6,318	27.8%
Hispanic or Latino (H/L)	2,409	10.6%
Asian or Pacific Islander (A/PI)	447	2.0%
American Indian or Alaska Native (AI/AN)	124	0.5%
Multiracial (MR)	860	3.8%
Unknown (UNK)	325	1.4%



Grade	Count	Percent
K-5	12,890	56.8%
6-8	4,807	21.2%
9-12+	4,766	21.0%
Unknown (UNK)	224	1.0%



Primary Exceptionality	Count	Percent
Autism (AUT)	3,352	14.8%
Deaf-Blind (DB)	18	0.1%
Deaf-Hard of Hearing (D/HH)	237	1.0%
Significant Developmental Delay (SDD)	2,323	10.2%
Emotional Behavioral Disorder (EBD)	1,199	5.3%
Intellectual Disability (ID)	1,698	7.5%
Orthopedic Impairment (OI)	117	0.5%
Other Health Impairment (OHI)	2,618	11.5%
Specific Learning Disability (SLD)	6,229	27.5%
Speech/Language Impairment (SL)	3,328	14.7%
Traumatic Brain injury (TBI)	108	0.5%
Visual Impairment including Blindness (VI)	130	0.6%
More Than One Disability (MTOD)	5	0.0%
Unknown (UNK)	1,325	5.8%



\* Percentages have been rounded and as a result may not add to exactly 100%

\* If less than 10 responses, count will not be shown



# 2018 Special Education Parent Survey Report Georgia

## Parent Satisfaction

Percentage of Parents who indicated strong levels of satisfaction (1)	System	State
Schools' Efforts to Partner with Parents (10 items)	71%	71%

## Item Ranking - from Highest to Lowest Ranked Items

Item No.	Item Text	Percent
4	At the IEP meeting, we discussed accommodations and modifications that my child would need.	82
6	Teachers are available to speak with me.	80
3	My child's evaluation report and other written information are written in terms I understand.	79
8	Teachers respect my cultural heritage and show sensitivity to the needs of students with disabilities and their families.	79
7	The school offers parents a variety of ways to communicate with teachers.	78
1	I am considered an equal partner with teachers and other professionals in planning and making decisions about my child's program.	77
2	Teachers ensure that I have fully understood the Procedural Safeguards [federal rules that protect the rights of parents] and my options if I disagree with a decision by the school.	77
9	The school gives parents the help they may need to play an active role in their child's education.	76
5	The school communicates regularly with me regarding my child's progress on IEP goals.	74
10	The school provides information on agencies that can assist my child in grade level transitions and/or transitions to post school settings.	68

For questions regarding district results, please contact Anne Ladd:

Division for Special Education Services and Supports  
 Georgia Department of Education  
 (404) 657 7328  
 aladd@doe.K12.ga.us

(1) Parents responding Strongly Agree or Very Strongly Agree on average across items.