









Tip Sheet for Data Collection


Regular Positive Communication Communication Logs

If your Vital Behavior is: “Teacher and family will discuss and plan for regular positive communication based on the child’s progress home/community activities, or as a way of seeking parent input by preferred method of communication.” E2P Partnership Guide VB3

If your Vital Behavior is: “Teacher will send home monthly/qtr progress report regarding students IEP goals and family and student will review report together, sending notes/concerns/questions back to teacher.” E2P Partnerships Guide VB1

From the Pacer Center Communication Guide. These could be the questions that parents track to gauge success. Create a log sheet or quarterly survey form with these questions to use for data collection.

-  What are my child’s strengths and weaknesses?
-  Is my child doing work at or above grade level?
-  Does the work show effort? (Ask for examples of work completed by your child.)
-  Does my child hand in homework on time and is it complete?
-  How are grades determined? How is my child being evaluated?
-  Does my child work better in groups or alone?



Other options: See samples of the Parent Communication Log or the Weekly Progress Report on the back. These forms can be downloaded from the Learning Curve.

Weekly Progress Report

Name: _____ Date: _____

Behavior: <input type="checkbox"/> Excellent <input type="checkbox"/> Very Good <input type="checkbox"/> Good <input type="checkbox"/> Needs improvement <input type="checkbox"/> Unsatisfactory	Study/Work Habits: <input type="checkbox"/> Works independently and completes all work. <input type="checkbox"/> Needs some assistance but completes work. <input type="checkbox"/> Needs much assistance and takes too long to complete work. <input type="checkbox"/> Gets distracted easily and does not complete work. <hr style="border-top: 1px dotted black;"/> <input type="checkbox"/> Puts forth much effort and does work neatly. <input type="checkbox"/> Does not put forth effort and does work carelessly.
Math: <input type="checkbox"/> Excellent <input type="checkbox"/> Very Good <input type="checkbox"/> Good <input type="checkbox"/> Needs improvement <input type="checkbox"/> Unsatisfactory <div style="border: 1px solid black; padding: 2px; margin-left: 20px; width: 150px;"> _____ _____ _____ _____ _____ </div>	Reading: <input type="checkbox"/> Excellent <input type="checkbox"/> Very Good <input type="checkbox"/> Good <input type="checkbox"/> Needs improvement <input type="checkbox"/> Unsatisfactory <div style="border: 1px solid black; padding: 2px; margin-left: 20px; width: 150px;"> _____ _____ _____ _____ _____ </div>
Writing: <input type="checkbox"/> Excellent <input type="checkbox"/> Very Good <input type="checkbox"/> Good <input type="checkbox"/> Needs improvement <input type="checkbox"/> Unsatisfactory <div style="border: 1px solid black; padding: 2px; margin-left: 20px; width: 150px;"> _____ _____ _____ _____ _____ </div>	<div style="text-align: center; border-top: 1px solid black; margin-bottom: 10px;"> <i>Parent Signature</i> </div> Comments:

parent communication log

Student's Name: _____ Grade: _____
 Parents' or Guardians' Name(s)

 Phone # _____ or _____
 Email _____

Date	How	Who
Notes		
Date	How	Who
Notes		
Date	How	Who
Notes		